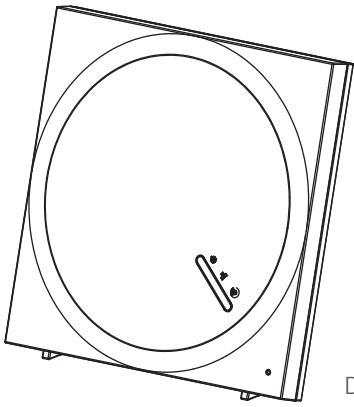


Setup the gateway from a Smartphone/Tablet

Supported Smart phone system version



- iOS iPhone 、 iPad
Requires iOS 6.0 or later
- Android Smart phone 、 Tablet
Requires Android 4.0 or Later

Download the mCamView Z+ user manual here
<http://www.starvedia.com/download.html>


STEP 1 Download the mCamView Z+ APP



mCamView Z+

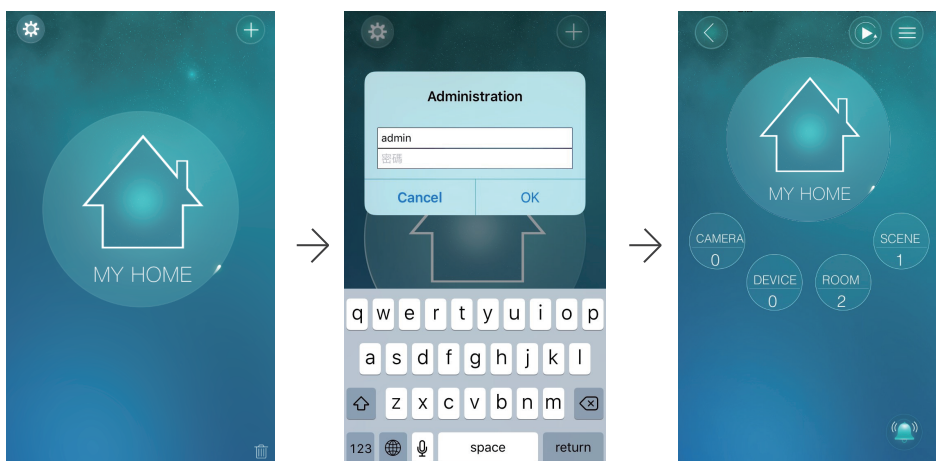
Scan the QR code to download the software “mCamView Z+” from App Store for iPhone/iPad or from Android Market for Android devices.

STEP 2 Setup the gateway

Please click the “+” icon on the App and follow the instructions to setup the gateway.

STEP 3 Log into the Z-WAVE Gateway

Tap the gateway icon to log into the gateway.
 Key in the administration account to log in.
 The default administration account is “admin”,
 the default administration password is empty (leave blank).



STEP 4 Add a Z-Wave Device

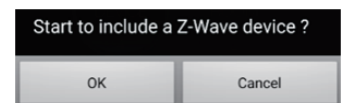
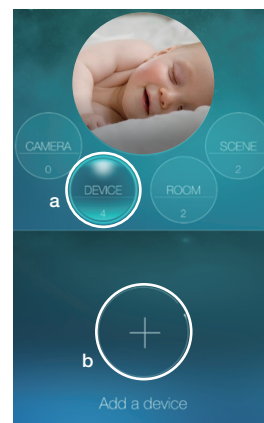
To include(pair) a Z-wave device into the gateway :

- 1.Set the gateway into inclusion mode
 - a.Tap the “DEVICE” icon on the App
 - b.Tap “+” and “OK”
 - c.A “beep” sound is generated by the gateway to start the inclusion mode

- 2.Set the Z-wave device into inclusion mode
 (Please check the user manual of the Z-Wave device to set the inclusion mode)

- 3.When the gateway recognize the Z-Wave device, a “doo” and then a success sound will be generated by the gateway

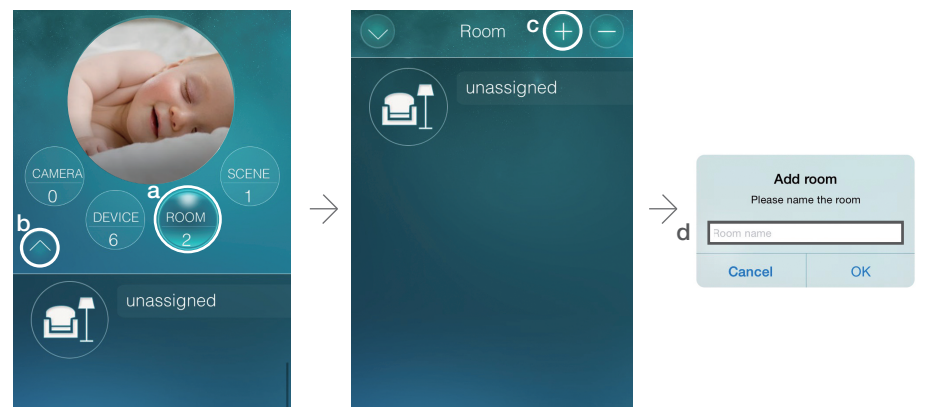
* Notice : If the device failed to be added to the gateway, please check
 (1).If the Z-Wave frequency of the device is the same as the gateway.
 (2).May need to exclude the device first,please tap “-” under “DEVICE” to do the exclusion procedure.



STEP 5 Add a new room

- a Tap the “ROOM” icon.
- b Tap “^”.
- c Tap “+” to add a new room.
- d Name the room.

After a room is added, click the room icon to add Z-Wave devices into the room. If there are temperature sensor and humidity sensor in the room, the temperature and humidity value will be displayed on the room icon.
 If there is a camera installed in a room, add that camera into the room, then the camera video will be displayed for the room when this room is clicked in the live video display.



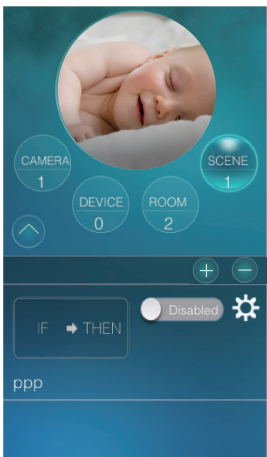
STEP 6 Add a new scene

Each home can create up to 20 scenes, and each scene consists of IF/THEN/WHEN elements.

"IF" is the conditions that will trigger this scene, up to 6 conditions are allowed in each scene, these conditions could be "and/or" operated. The "IF" conditions could be set according to the status of the Z-Wave devices, room conditions or Z-Wave gateway status.

"THEN" is the actions of this scene, up to 6 actions are allowed in each scene. The "THEN" actions could be the actions of the Z-Wave devices, room actions or Z-Wave gateway actions.

"WHEN" allows this scene conditions to be checked always, every day, every week or during some time period.



- Tap "+" to add a scene.
 - Name the scene.
 - Do the scene settings.
- For more details, please see the mCamView Z+ user manual.

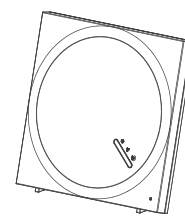
Alarm Notification

The App will get alarm notification when one of the following events happened.


- When the Z-Wave device changed status.
- When the scene is triggered.

All the trigger events could be set and be enabled or disabled. Please refer to the user manual for detailed settings.

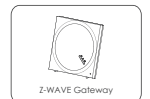
Package Contents



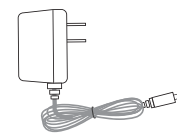
Gateway



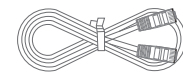
ID/Password Card



QIG



Power Adapter



Ethernet Cable

FAQs

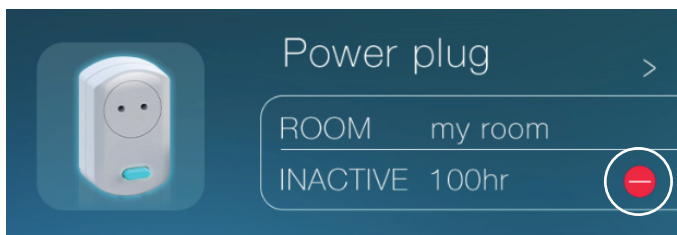
Q1 What should I do if I have forgotten the password or the ID/Password card is missing?

Ans Please press the Reset button for five seconds. The gateway will reset to the factory default settings. The default admin account is admin and no password.

Q2 How to exclude device from the device list if I lost my device or my device is broken?

Ans If your device lost connection with Z-Wave gateway, by tapping the ICON below can delete it from Device List directly.

* Notice : If the device is powered off more than 24 hours, the "⊖" will appear.



Q3 Why my device cannot be included?

- Ans**
1. Make sure that your Z-Wave gateway and the device you are attempting to include are running the same frequency.
 2. Maybe your device has been added into another Z-Wave network previously, so you should do exclusion first.
 3. Device's power is running low, please replace a new one.

Q4 What is the default admin user name/password?

Ans Default admin user name: admin
Default admin password: _____ (leave blank)

Q5 Where to download the latest mCamView Z+ App?

Ans Please scan the QRCode.

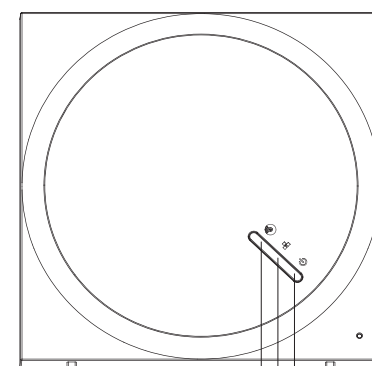


mCamView Z+
for ios / Android

More FAQs, please visit www.starvedia.com/download.html#faq

Product View

[FRONT]




Zwave Indication LED

Ethernet Indication LED

Status Indication LED

[BACK]



Power Jack

Internal Speaker

Reset Button

Ethernet Jack